

### PREVENTIVE CARE

- ▶ Approximately 80% of the dirt and soiling that has to be cleaned off a floor has been trafficked in from outside the building. More than 90% of that soiling can be avoided by the use of an effective entrance matting system. When less dirt is trafficked through the entrance there will be a reduction in maintenance requirements.

### POST-INSTALLATION SITE CLEAN

- ▶ Floor maintenance begins immediately after the completion of installation. The initial step is to remove any loose dirt or debris using a dry mop, broom or vacuum. Sand and sharp-edged objects may result in irreparable damage being inflicted to the new floor.
- ▶ Clean with a flat mop using a solution of FloorworX Maintain diluted 1:100 with clean water, ensuring that the mop is not too wet as it will leave smear traces.
- ▶ Rinse with clean water using a flat mop and allow the floor to dry.
- ▶ Always follow the manufacturer's dosage instructions regarding the use of cleaning chemicals.

### REGULAR CLEANING

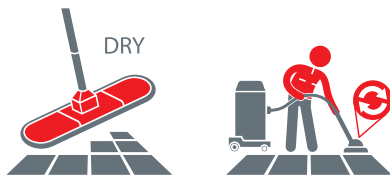
- ▶ Sweep / Mop floor as required.

### OCCASIONAL CLEANING

- ▶ Clean with a flat mop using a solution of FloorworX Maintain diluted 1:100 with clean water, ensuring that the mop is not too wet as it will leave smear traces.
- ▶ Rinse with clean water using a flat mop and allow to dry.

## INITIAL CLEANING

### STEP 1



Dust mop or vacuum the floor to remove loose soil and dust.

### STEP 2



Clean the floor using a solution of FloorworX Maintain diluted 1:100 and clean water, with a flat mop.

### STEP 3



WATER



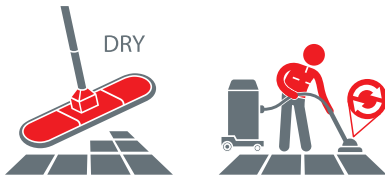
Rinse with clean water using a flat mop and allow the floor to dry.



ALLOW DRYING

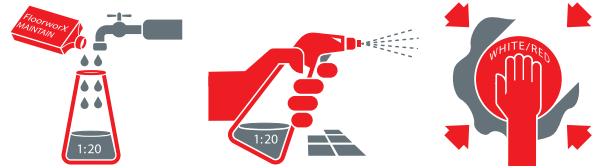
 **REGULAR** CLEANING

**STEP 1**



Dust mop with flat mop or vacuum on a daily basis to remove dust and loose dirt.


**STEP 2**



Treat spills, spots and stains immediately. Spot clean by hand with a red or white pad and a diluted solution of FloorworX Maintain, working from the outside of the mark to its centre.

 **OCCASIONAL** CLEANING

**STEP 1**



Clean the floor using a solution of FloorworX Maintain diluted 1:100 and clean water, with a flat mop.

**STEP 2**



Rinse with clean water using a flat mop and allow the floor to dry.